

Scenario 1

Jul. 25, 2019, 5:43:05 PM - 5:56:06 PM

DOWNLOAD REPORT

EDIT

11m 13s
Total test time

5 VUs
Run out of 5 VUs

1.05% errors
1/95 steps

32.07s
Average step duration

6
Average iterations per step

SUMMARY

CHARTS

STATISTICS

VU DEBUGGER

LOADGEN HEALTH

Goals

Edit to define the specific performance parameters tested.

Key Findings

Edit to define the problems discovered and suggested improvements.

Summary per Script

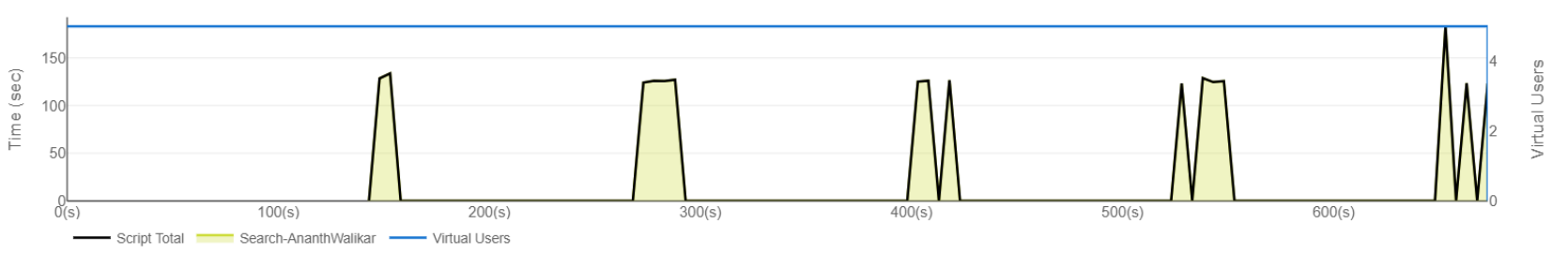
Script	Load Distribution	Total Successful Steps	Total Failed Steps
Search-AnanthWalikar	100% - US East : 100%	94	1

Scenario Information

Virtual users configured: 5	Delay between iterations: 1 second(s)	Error handling: debug
Duration configured: 11 minute(s)	Playback time: recorded	Timeout test after: 30 second(s)
Iterations configured: -	Ramp-up time: 1 minute(s)	Ramp-up steps: 1 step(s)
Load generation location(s): US East (N. Virginia) 100%		

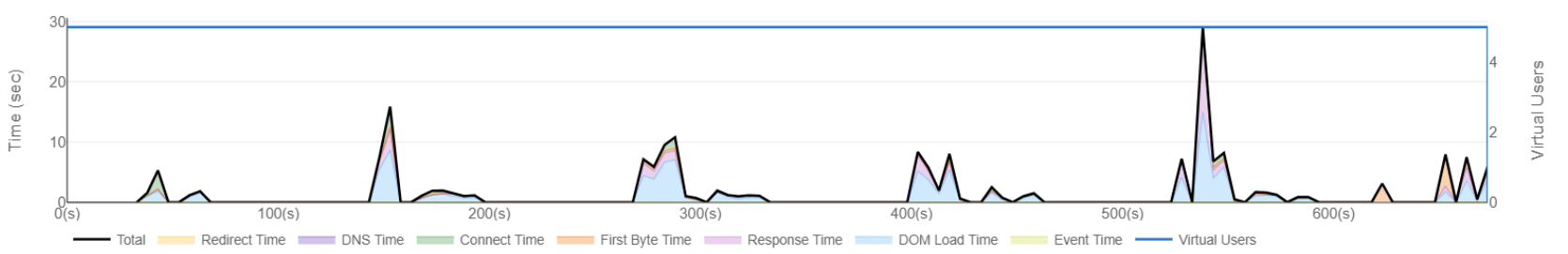
All scripts

Script and Step Durations

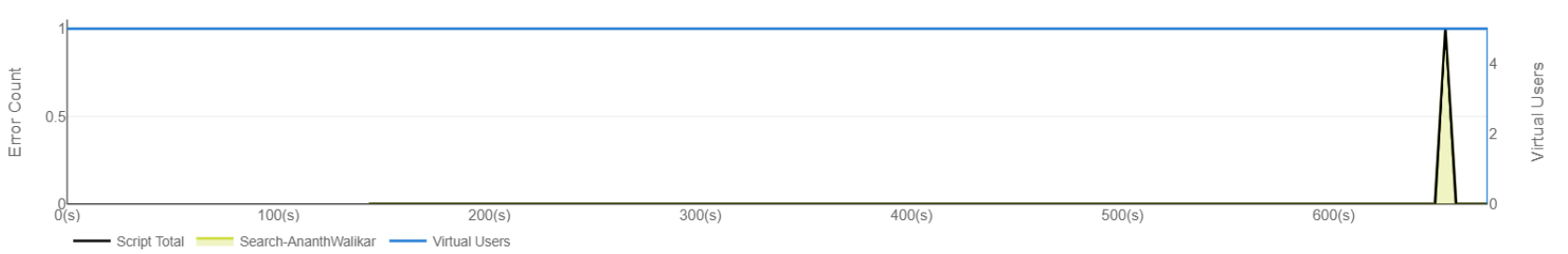


Full Test

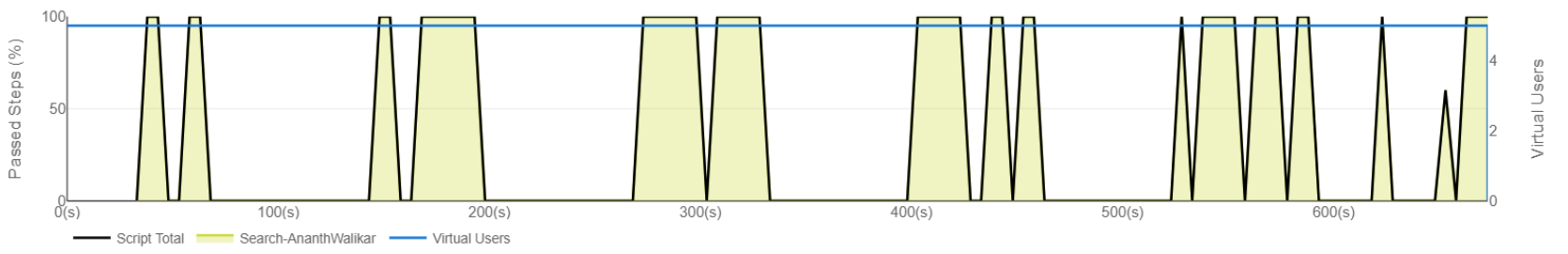
Navigation Timings



Error Count



Success Rate



Durations and Errors

Script	Last duration(s)	90th percentile duration(s)	95th percentile duration(s)	Average duration(s)	Minimum duration(s)	Maximum duration(s)	Standard deviation (s)	Total Iterations	Total steps	Total failures	Total assertion failures	Total timeouts	Total page errors
Search-AnanthV	123.24	209.71	231.83	131.61	122.13	243.97	60.93	23	95	1	1	0	0
Step Name													
1.Google	14.52	16.52	16.65	16.07	14.52	20.17	0.35	-	25	0	0	0	0
2.Ananth_Waliki	17.85	18.71	18.82	18.32	17.71	19.08	0.30	-	24	0	0	0	0
3.Ananth_Waliki	89.19	95.33	95.63	94.25	88.77	180.36	0.84	-	23	0	0	0	0
4.Search_-_Guid	0.24	20.80	26.24	1.61	0.23	30.18	14.97	-	23	1	1	0	0

Average Navigation Times

Script	Total time (s)	Think time (s)	Total nav timings (s)	Redirect time (s)	DNS time(s)	Connect time (s)	First byte time (s)	Response time (s)	DOM load time (s)	Event time (s)
Search-Anai	131.61	125.64	5.963	0.000	0.004	0.647	0.556	1.235	3.507	0.014
Step Name										
1.Google	16.07	14.57	1.498	0.000	0.000	0.532	0.084	0.037	0.839	0.006
2.Ananth_	18.32	17.18	1.138	0.000	0.000	0.000	0.068	0.272	0.794	0.004
3.Ananth_	94.25	92.04	2.207	0.000	0.003	0.092	0.217	0.597	1.297	0.001
4.Search_	1.61	0.63	0.986	0.000	0.001	0.000	0.185	0.327	0.470	0.002

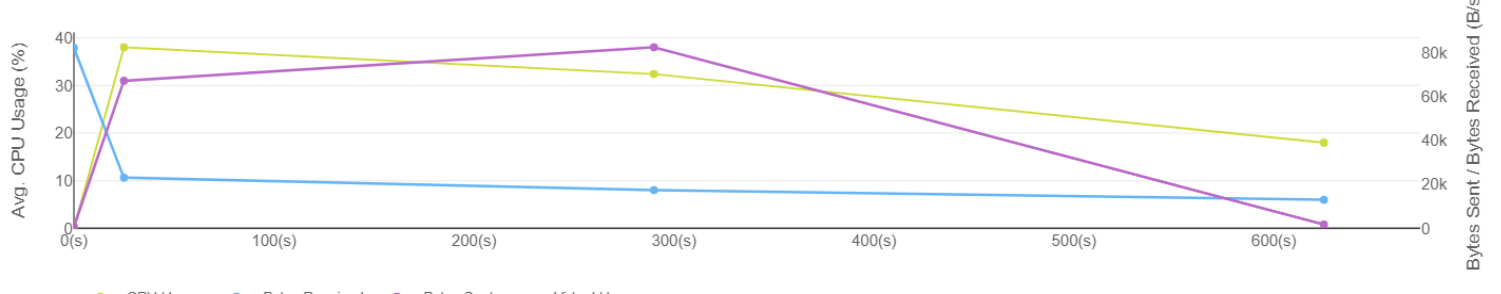
Time	Script	URL	Step Name	Address	User	Iteration	Response Code	Error Message
653 seconds	Search-AnanthWalikar	https://www.quora.c4.Search_-_Guidewire_Testir	172.31.5.160	3	4			AssertionError: The expect

1-1 of 1

The load generator performance data for this test will be retained until Fri Aug 09 2019. Save this as a PDF report to have a copy of the data shown below.

172.31.5.160

Load Generator Performance



Load Generator	Avg. CPU Utilization (%)	Bytes Sent(B/s)	Bytes Received (B/s)
172.31.5.160	22.10	152259.48	135672.31